

# Endangered Heritage




***Endangered Heritage** gives examples of some of the most common dangers to objects and documents in Hoosier history collections.*

***Ideas for use:** A curriculum/program plan to educate your members and community about the causes of deterioration and how to care for personal collections is also included with the exhibit.*

## 12 Panels

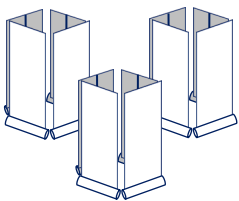
- ➔ Each panel is 2' wide x 7' high.
- ➔ The panels are fabric pull-up banners on stands, with a support post on the reverse.
- ➔ Panels are single sided (blank on reverse).
- ➔ Panels are freestanding.
- ➔ Requires at least 100 sq. feet of floor space.



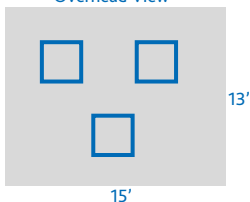
## Sample Layouts

Panels can be arranged against a wall or back-to-back in the center of a room. The panels can also be separated and placed in different rooms.

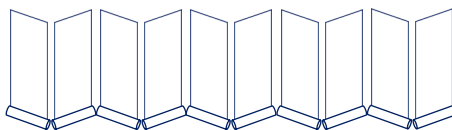
**Three Squares**  
(placed in center of room)



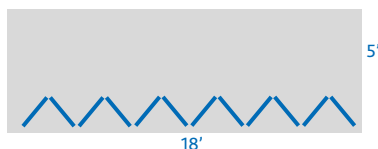
Overhead View



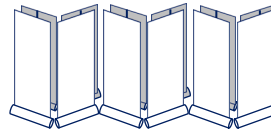
**Linear One-Sided**  
(placed against walls)




Overhead View



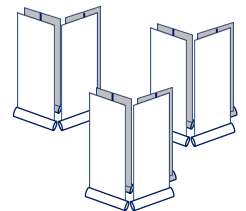
**Linear Back-to-Back**  
(placed in center of room)



Overhead View



**Back-to-Back L-Shapes**  
(placed in center of room)



Overhead View

